

SAMPLE

### Demographic Data

For the Reporting Period of: 1/2/2010 through 12/23/2010

Unique Client Records Reported On: 6950

#### Age Group Statistics for all Household Members

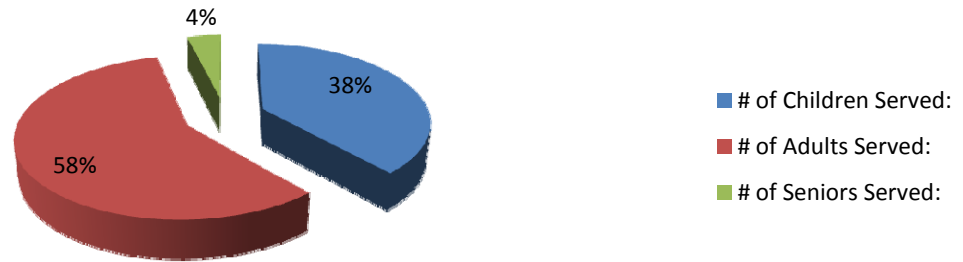
# of Children Served:	7417
# of Adults Served:	11078
# of Seniors Served:	735

---

---

**Total # of Household Members Served: 19230**

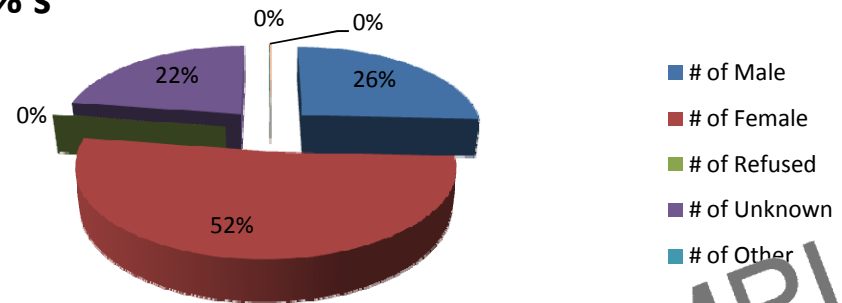
#### Age Group %'s



#### Client Gender Statistics

# of Male	1787
# of Female	3590
# of Refused	1
# of Unknown	1565
# of Other	3
# of Missing Data	4

#### Gender %'s



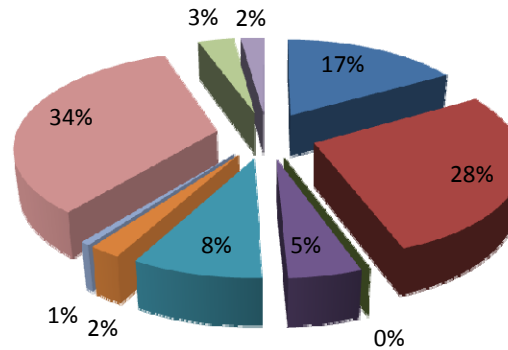
SAMPLE

# SAMPLE

## Client Marital Status Statistics

# of Single	1189
# of Married	1972
# of Partnered	0
# of Divorced	346
# of Separated	611
# of Widowed	152
# of Other	45
# of Unknown	2395
# of Refused	239
# of Missing Data	153

## Marital Status %'s

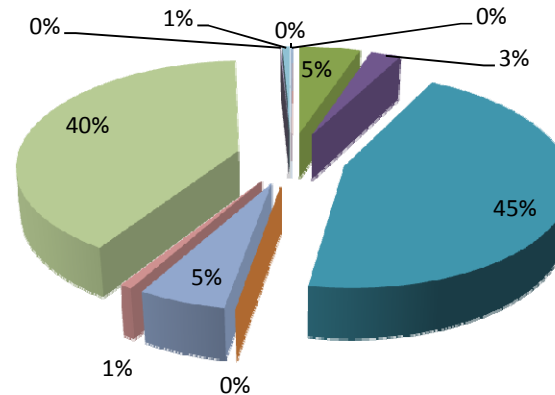


- # of Single
- # of Married
- # of Partnered
- # of Divorced
- # of Separated
- # of Widowed
- # of Other
- # of Unknown
- # of Refused
- # of Missing Data

## Client Race / Ethnicity Statistics

American Indian/Alaskan Native	4
Asian	0
Black or African American	355
Native Hawaiian/Other Pacific Islander	178
White	3127
Non-Hispanic/Latino	0
Hispanic/Latino	382
Other	55
Unknown	2798
Refused	7
# of Missing Data	44

## Race / Ethnicity %'s



- American Indian/Alaskan Native
- Asian
- Black or African American
- Native Hawaiian/Other Pacific Islander
- White
- Non-Hispanic/Latino
- Hispanic/Latino
- Other
- Unknown
- Refused

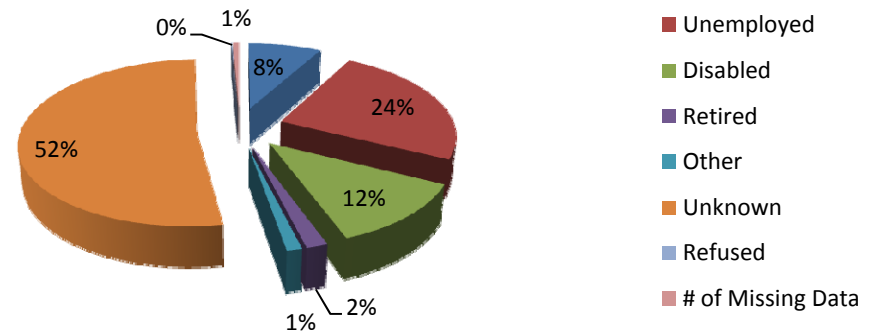
SAMPLE

# SAMPLE

## Client Employment Status Statistics

Employed	557
Unemployed	1694
Disabled	840
Retired	115
Other	82
Unknown	3610
Refused	7
# of Missing Data	45

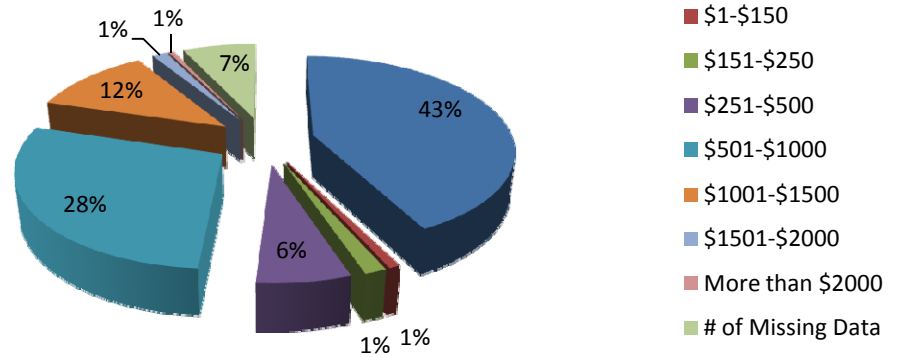
## Employment Status %'s



## Client Monthly Income

No Income	2958
\$1-\$150	53
\$151-\$250	103
\$251-\$500	437
\$501-\$1000	1979
\$1001-\$1500	802
\$1501-\$2000	97
More than \$2000	35
# of Missing Data	486

## Monthly Income %'s

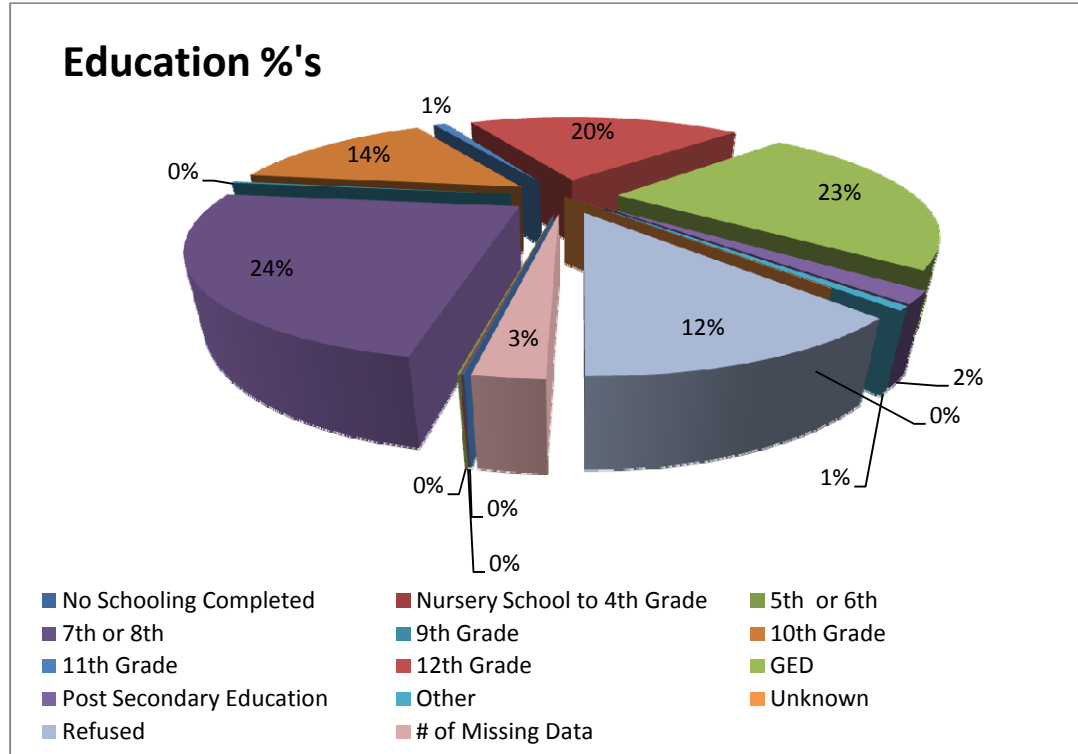


SAMPLE

SAMPLE

Client Education

No Schooling Completed	4
Nursery School to 4th Grade	4
5th or 6th	6
7th or 8th	1667
9th Grade	19
10th Grade	999
11th Grade	61
12th Grade	1401
GED	1619
Post Secondary Education	116
Other	40
Unknown	4
Refused	839
<u># of Missing Data</u>	<u>171</u>



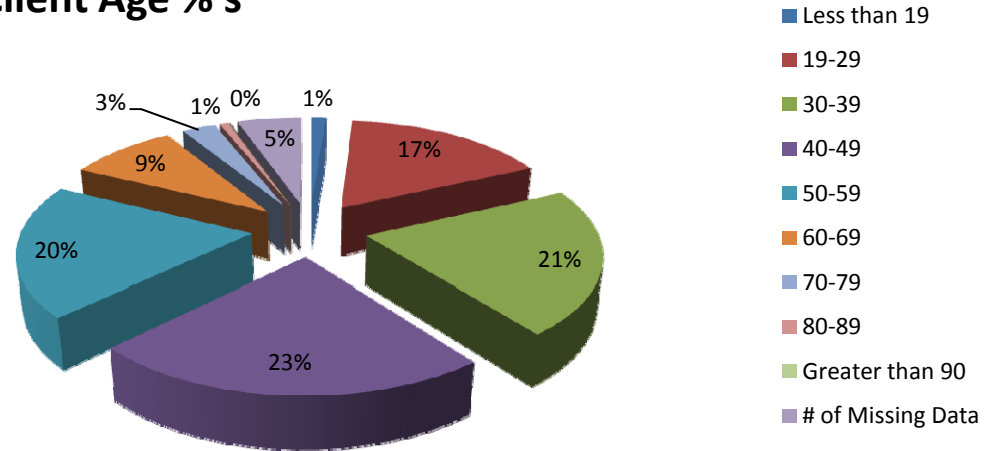
SAMPLE

# SAMPLE

## Client Age Statistics

Less than 19	85
19-29	1175
30-39	1481
40-49	1624
50-59	1351
60-69	618
70-79	193
80-89	52
Greater than 90	0
<u># of Missing Data</u>	<u>371</u>

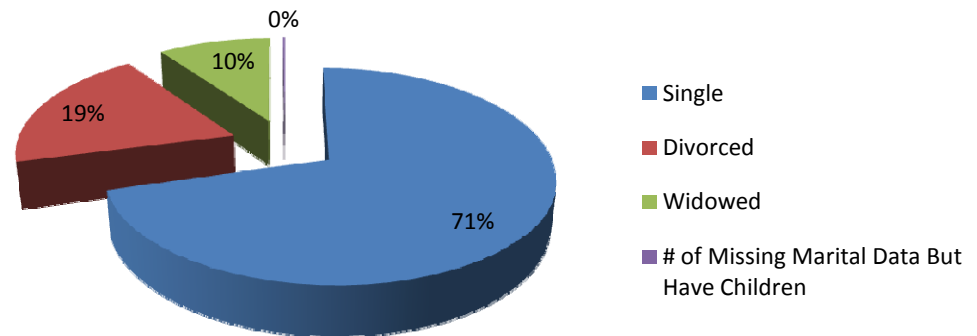
## Client Age %'s



## Client Single Parents Statistics

Single	533
Divorced	145
Widowed	73
<u># of Missing Marital Data But Have Children</u>	<u>1</u>

## Single Parents %'s



# SAMPLE

SAMPLE

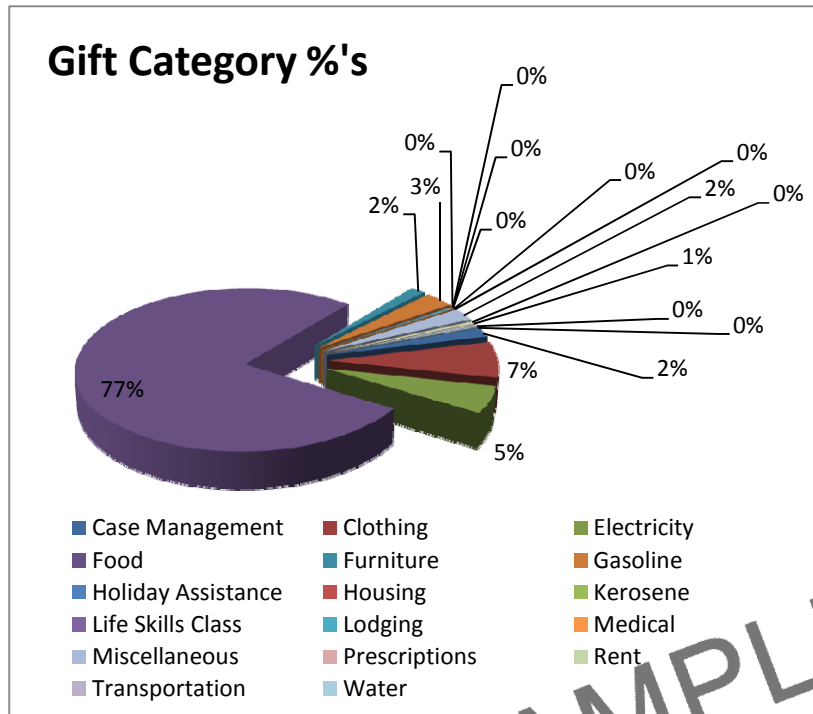
**Assistance Data**

For the Reporting Period of: 1/2/2010 through 12/23/2010

Average \$ Per Household Member **\$54.66**  
 Average \$ Per Client **\$151.25**

Categorized Assistance Statistics

Gift Category	Values	
	Count of Gift Category	Sum of Value
Case Management	393	\$21,193.69
Clothing	1536	\$152,432.50
Electricity	1163	\$33,359.89
Food	16697	\$746,357.77
Furniture	332	\$42,488.00
Gasoline	669	\$8,352.12
Holiday Assistance	17	\$325.00
Housing	1	\$0.00
Kerosene	3	\$15.00
Life Skills Class	1	\$0.00
Lodging	49	\$3,310.01
Medical	9	\$475.00
Miscellaneous	530	\$24,916.94
Prescriptions	12	\$264.24
Rent	113	\$11,342.85
Transportation	88	\$4,095.43
Water	33	\$2,248.92
<b>Grand Total</b>	<b>21646</b>	<b>\$1,051,177.36</b>



SAMPLE

SAMPLE

Client Assistance Data

For the Reporting Period of: 1/2/2010 through 12/23/2010

The following options allow you to quickly view a client frequency of assistance based on the type of assistance they received and the frequency of assistance from an agency or agencies.

Client / Agency / Gift Category	Count of Gift Category
<b>Jean Russell</b>	
<b>The Ministry Place at Samson</b>	<b>14</b>
Food	5
Electricity	1
Miscellaneous	7
Gasoline	1
<b>Cookerton United Methodist Church</b>	<b>16</b>
Food	11
Miscellaneous	4
Transportation	1
<b>Helping Angels</b>	<b>2</b>
Food	1
Miscellaneous	1
<b>The Compassion Center</b>	<b>3</b>
Food	1
Electricity	1
Miscellaneous	1
<b>Farmington Christian Church</b>	<b>2</b>
Food	1
Electricity	1
<b>Cornerstone Baptist Church</b>	<b>3</b>
Food	2
Miscellaneous	1
<b>Hopefull Fellowship</b>	<b>2</b>
Food	1

Miscellaneous	1
<b>Austin G. Bolden</b>	<b>39</b>
<b>Consuelo Lopez Deleon</b>	<b>35</b>
<b>Sheri Nahrwold</b>	<b>34</b>
<b>Martha Marcum</b>	<b>32</b>
<b>Darlene Ellen Wilmoth</b>	<b>31</b>
<b>Kathy Stanley</b>	<b>29</b>
<b>Glenn N Creed</b>	<b>28</b>
<b>Charles Edward Fenner</b>	<b>27</b>
<b>Welma Sutton</b>	<b>27</b>
<b>Judy Rose</b>	<b>27</b>
<b>Diane Marie Orr</b>	<b>26</b>
<b>Lyubov Zayets</b>	<b>25</b>
<b>Oksana V Reykina</b>	<b>24</b>
<b>Cathy Kaye McMahon</b>	<b>24</b>
<b>Eloise May Leadenham</b>	<b>23</b>
<b>Ashley Nichole Dunn</b>	<b>23</b>
<b>Araceli Ramirez</b>	<b>23</b>
<b>Felicia Reagan</b>	<b>22</b>

SAMPLE

SAMPLE

### Client Geo Data

For the Reporting Period of: 1/2/2010 through 12/23/2010

County	State	Count of Zip
KNOX	TN	6010
		229
BLOUNT	TN	101
BRADLEY	TN	19
WAYNE	OH	1
ANDERSON	TN	99
MCMINN	TN	4
LOUDON	TN	94
WASHINGTON	TN	30
BOLIVAR	TN	1
UNION	TN	101
JEFFERSON	KY	1
	TN	36
MAURY	TN	1
GRAINGER	TN	8
IREDELL	NC	1
CAMPBELL	TN	5
CLAIBORNE	TN	3
BERTIE	TN	4
RHEA	TN	2
ROANE	TN	22
CHESTER	PA	3
CARTER	TN	4
GREENE	TN	5
SULLIVAN	TN	9

HARRISON	WV	1
BERKS	PA	1
HERNANDO	FL	1
CATOOSA	GA	1
LEE	TN	1
MERCER	NY	1
SUNFLOWER	TN	1
BROWARD	FL	1
COLUMBIA	GA	1
SUMTER	TN	1
SHARKEY	TN	1
ESTILL	KY	1
<b>Grand Total</b>		<b>6923</b>

SAMPLE