

SAMPLE

Demographic Data

For the Reporting Period of: 1/2/2010 through 12/23/2010

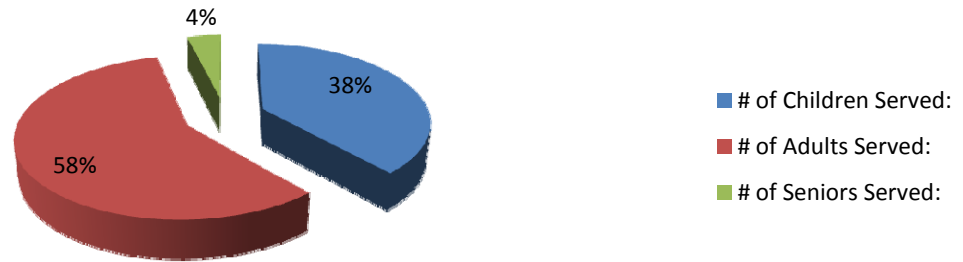
Unique Client Records Reported On: 6950

Age Group Statistics for all Household Members

# of Children Served:	7417
# of Adults Served:	11078
# of Seniors Served:	735

Total # of Household Members Served: 19230

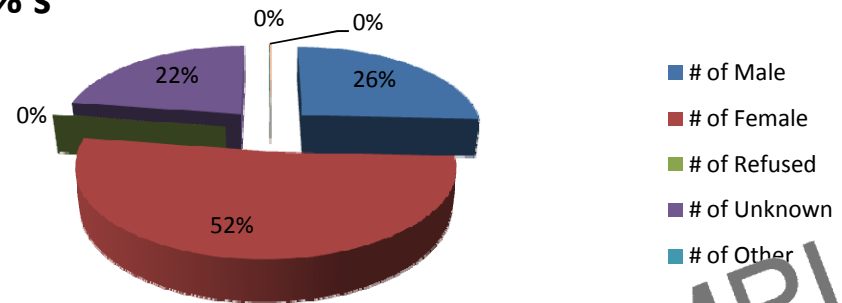
Age Group %'s



Client Gender Statistics

# of Male	1787
# of Female	3590
# of Refused	1
# of Unknown	1565
# of Other	3
# of Missing Data	4

Gender %'s



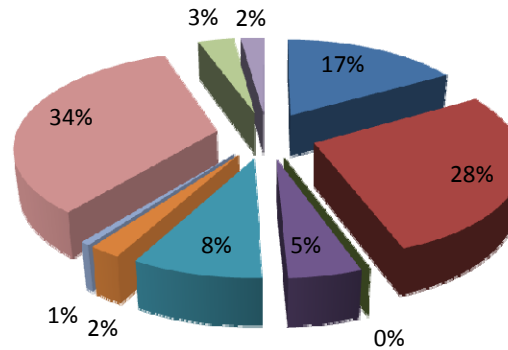
SAMPLE

SAMPLE

Client Marital Status Statistics

# of Single	1189
# of Married	1972
# of Partnered	0
# of Divorced	346
# of Separated	611
# of Widowed	152
# of Other	45
# of Unknown	2395
# of Refused	239
# of Missing Data	153

Marital Status %'s

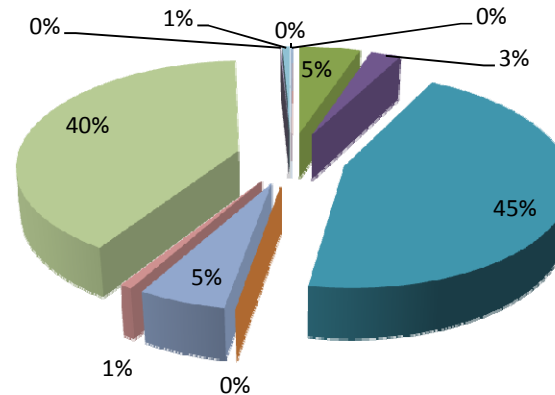


- # of Single
- # of Married
- # of Partnered
- # of Divorced
- # of Separated
- # of Widowed
- # of Other
- # of Unknown
- # of Refused
- # of Missing Data

Client Race / Ethnicity Statistics

American Indian/Alaskan Native	4
Asian	0
Black or African American	355
Native Hawaiian/Other Pacific Islander	178
White	3127
Non-Hispanic/Latino	0
Hispanic/Latino	382
Other	55
Unknown	2798
Refused	7
# of Missing Data	44

Race / Ethnicity %'s



- American Indian/Alaskan Native
- Asian
- Black or African American
- Native Hawaiian/Other Pacific Islander
- White
- Non-Hispanic/Latino
- Hispanic/Latino
- Other
- Unknown
- Refused

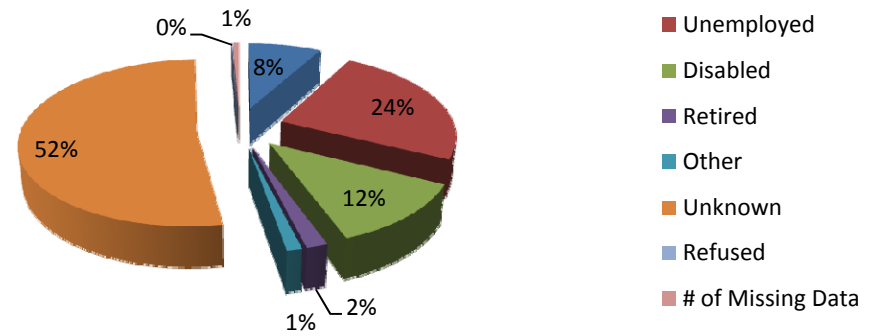
SAMPLE

SAMPLE

Client Employment Status Statistics

Employed	557
Unemployed	1694
Disabled	840
Retired	115
Other	82
Unknown	3610
Refused	7
# of Missing Data	45

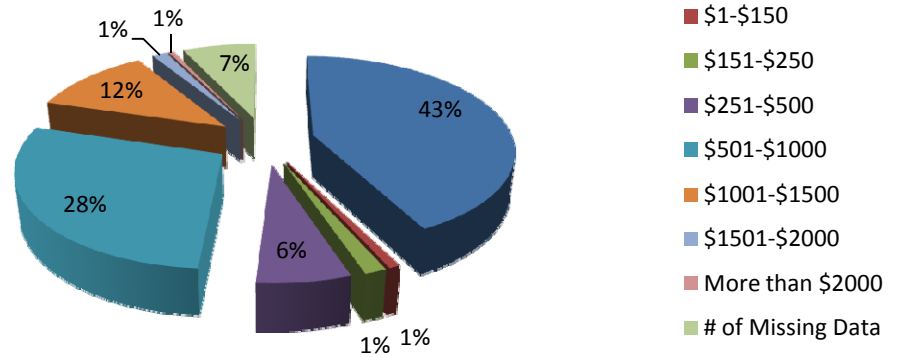
Employment Status %'s



Client Monthly Income

No Income	2958
\$1-\$150	53
\$151-\$250	103
\$251-\$500	437
\$501-\$1000	1979
\$1001-\$1500	802
\$1501-\$2000	97
More than \$2000	35
# of Missing Data	486

Monthly Income %'s

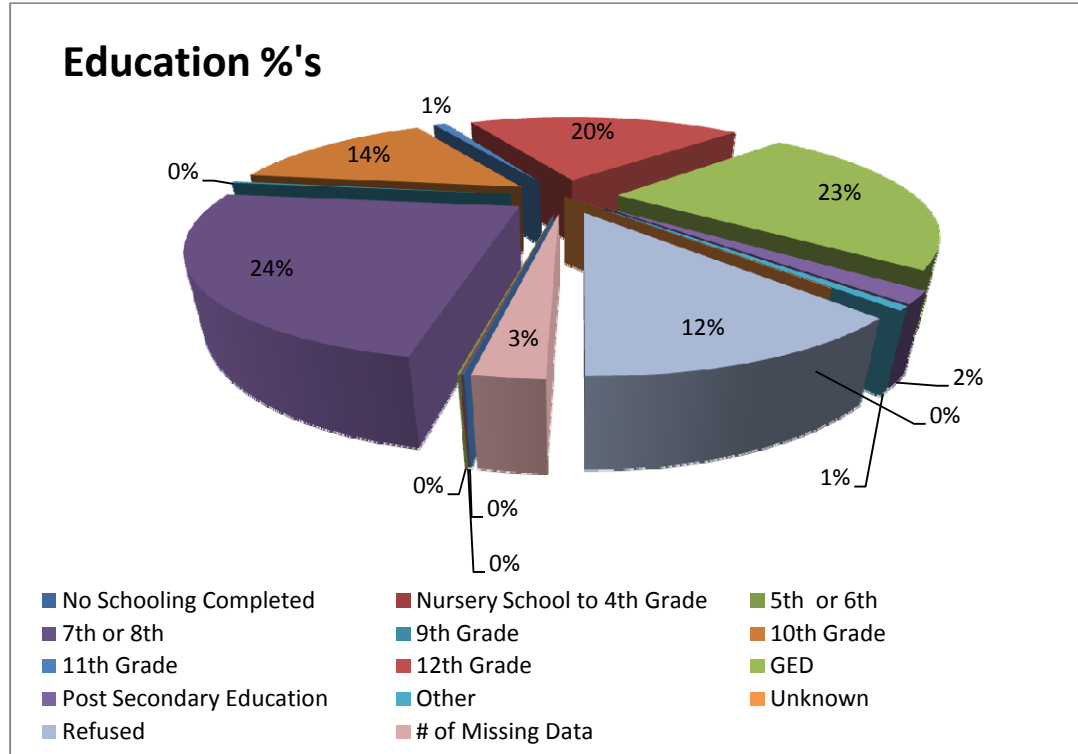


SAMPLE

SAMPLE

Client Education

No Schooling Completed	4
Nursery School to 4th Grade	4
5th or 6th	6
7th or 8th	1667
9th Grade	19
10th Grade	999
11th Grade	61
12th Grade	1401
GED	1619
Post Secondary Education	116
Other	40
Unknown	4
Refused	839
<u># of Missing Data</u>	<u>171</u>



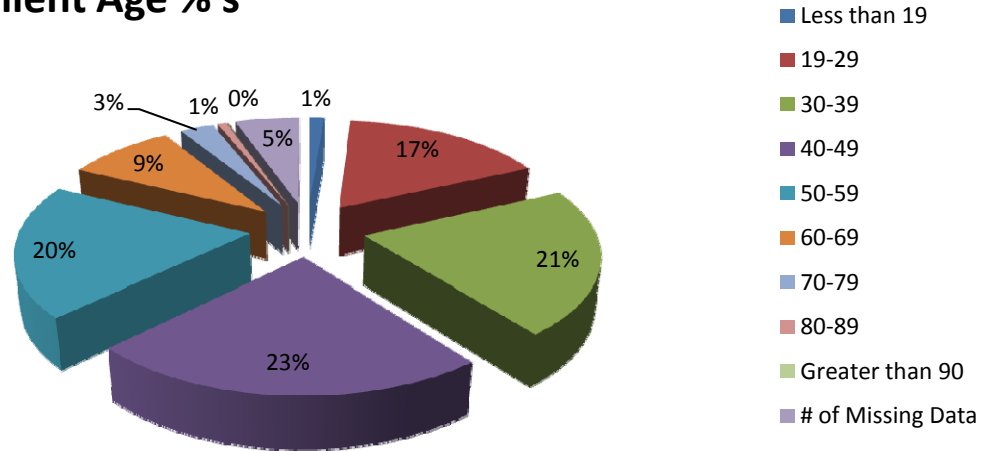
SAMPLE

SAMPLE

Client Age Statistics

Less than 19	85
19-29	1175
30-39	1481
40-49	1624
50-59	1351
60-69	618
70-79	193
80-89	52
Greater than 90	0
# of Missing Data	371

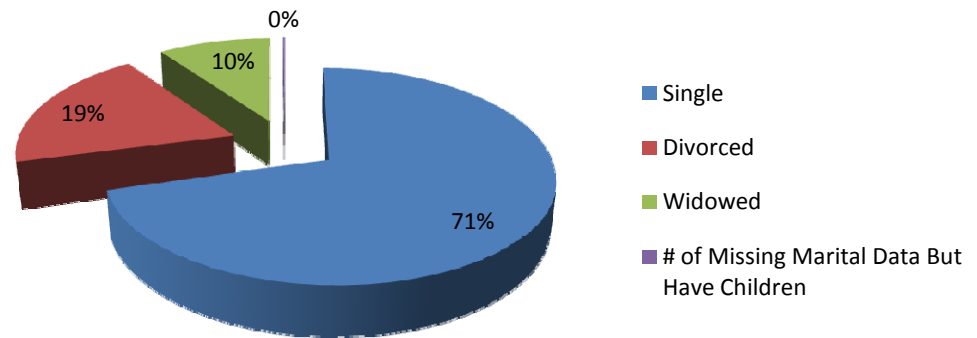
Client Age %'s



Client Single Parents Statistics

Single	533
Divorced	145
Widowed	73
# of Missing Marital Data But Have Children	1

Single Parents %'s



SAMPLE